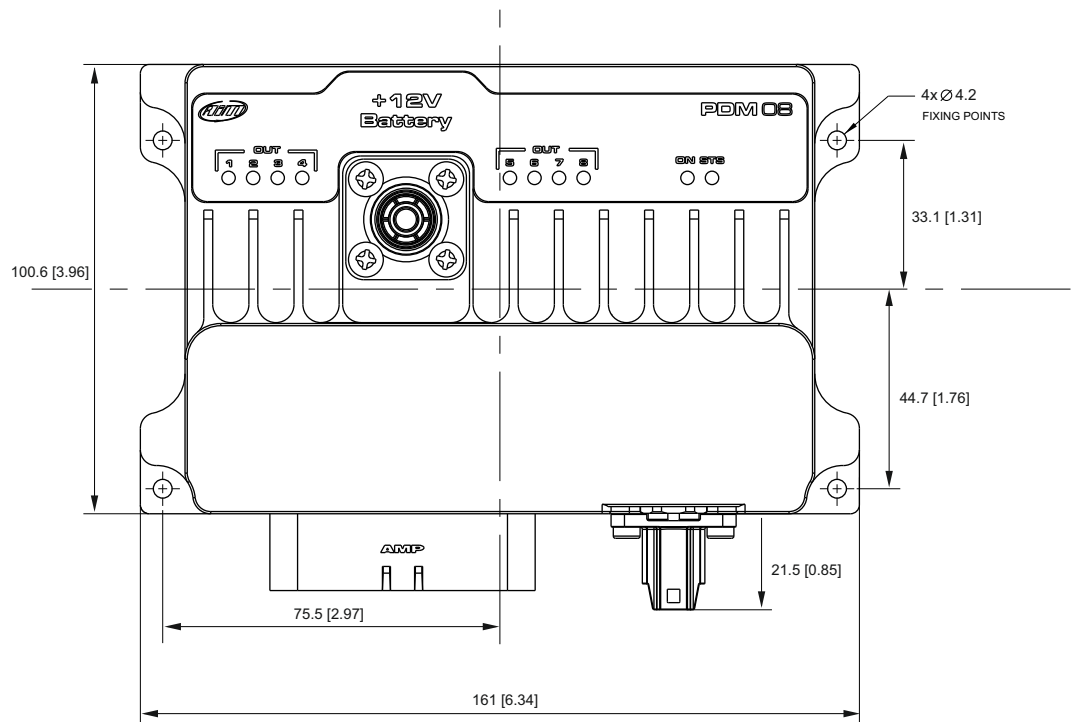
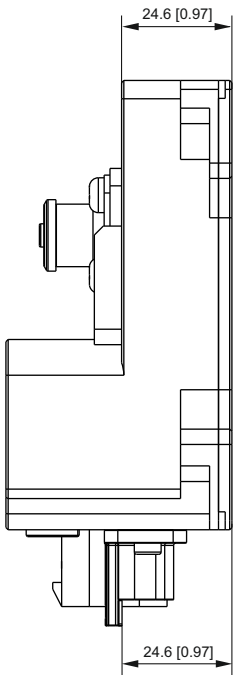
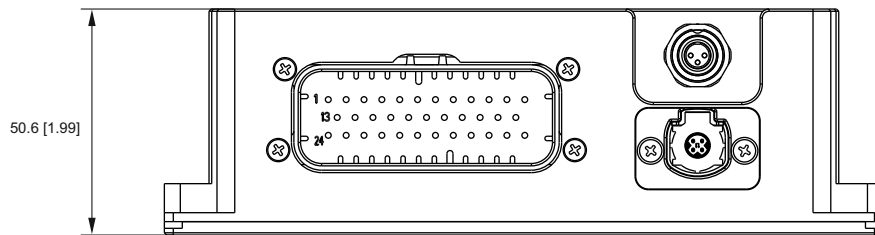




AiM PDM08

Power Distribution Module





AiM PDM08

Power Distribution Module

Technical specifications

LEDs	8 RGB LEDs + 1 PDM ON + 1 PDM STS (Status)
Inputs	6 fully configurable, max 500 Hz each Pullup, Pulldown, analog/digital
Speed IN	2
Power outputs	1 with serie diode rated up to 20 A 1 rated up to 25 A 6 rated up to 15 A Protected for: over voltage, under voltage, over current, over temperature All outputs have internal freewheeling diode Total max current: 100 A
Lin bus	1
CAN connections	3
Internal memory	4 GB
External modules	GPS09c, Channel Expansion, TC Hub, Lambda Controller, SmartyCam 3 Series, Formula Steering Wheel, Memory Module, K8 Keypad (or equivalent)
External Analog Camera input	NO
Connectors	1 AMP connector + 1 Amphenol Surlok connector + 1 Rosenberger connector
Remote display connection	1 AiM stream output
Body	Anodized Aluminum
Dimensions	161x100.6x50.6 mm
Weight	370 g
Waterproof	IP65



AiM PDM08

Power Distribution Module

Part numbers

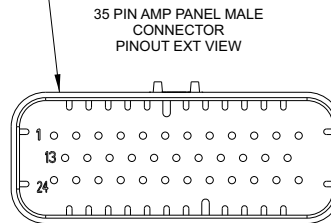
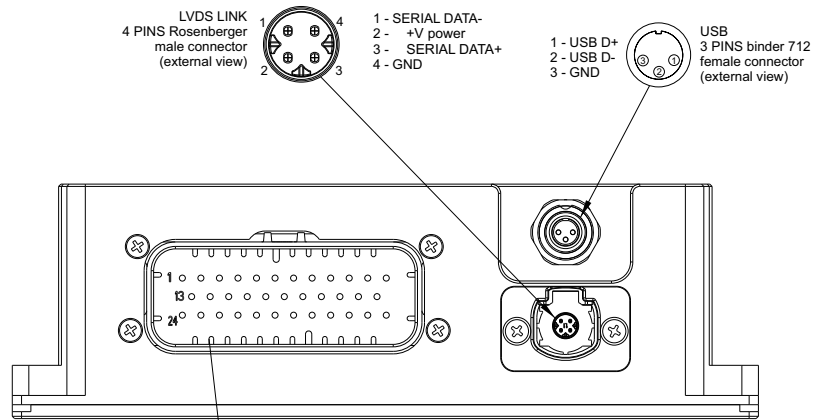
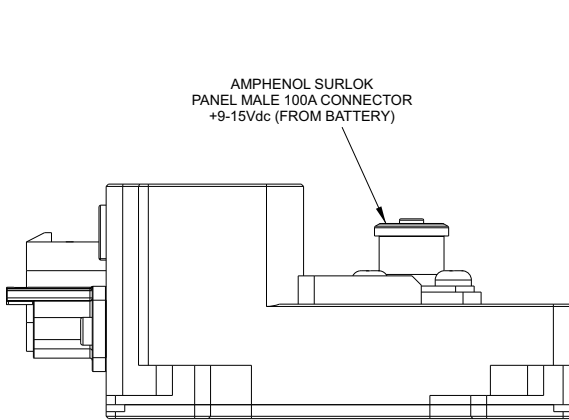
XC1PDM0801G050	PDM08 Display connector version + 50 cm GPS09c cable length
XC1PDM0801G130	PDM08 Display connector version + 130 cm GPS09c cable length
XC1PDM0801G200	PDM08 Display connector version + 200 cm GPS09c cable length
XC1PDM0801G400	PDM08 Display connector version + 400 cm GPS09c cable length
XC1PDM0801R200	PDM08 Display connector version + 200 cm GPS09c Roof version cable length
XC1PDM0801R400	PDM08 Display connector version + 400 cm GPS09c Roof version cable length
XC1PDM0802G050	PDM08 with connector for display + 50 cm GPS09c cable length
XC1PDM0802G130	PDM08 with connector for display + 130 cm GPS09c cable length
XC1PDM0802G200	PDM08 with connector for display + 200 cm GPS09c cable length
XC1PDM0802G400	PDM08 with connector for display + 400 cm GPS09ccable length
XC1PDM0802R200	PDM08 with connector for display + 200 cm GPS09c Roof version cable length
XC1PDM0802R400	PDM08 with connector for display + 400 cm GPS09c Roof version cable length
XC1PDM08D06G050C2	Kit PDM08, Display 6", 2 m cable length, 50 cm GPS09c cable length
XC1PDM08D06G130C2	Kit PDM08, Display 6", 2 m cable length, 130 cm GPS09c cable length
XC1PDM08D06G200C2	Kit PDM08, Display 6", 2 m cable length, 200 cm GPS09c cable length
XC1PDM08D06G400C2	Kit PDM08, Display 6", 2 m cable length, 400 cm GPS09c cable length
XC1PDM08D06R200C2	Kit PDM08, Display 6", 2 m cable length, 200 cm GPS09c Roof version cable length
XC1PDM08D06R400C2	Kit PDM08, Display 6", 2 m cable length, 400 cm GPS09c Roof version cable length
XC1PDM08D10G050C2	Kit PDM08, Display 10", 2 m cable length, 50 cm GPS09c cable length
XC1PDM08D10G130C2	Kit PDM08, Display 10", 2 m cable length, 130 cm GPS09c cable length
XC1PDM08D10G200C2	Kit PDM08, Display 10", 2 m cable length, 200 cm GPS09c cable length
XC1PDM08D10G400C2	Kit PDM08, Display 10", 2 m cable length, 400 cm GPS09c cable length
XC1PDM08D10R200C2	Kit PDM08, Display 10", 2 m cable length, 200 cm GPS09c Roof version cable length
XC1PDM08D10R400C2	Kit PDM08, Display 10", 2 m cable length, 400 cm GPS09c Roof version cable length
XC1D06000	Display 6"
XC1D10000	Display 10"



AiM PDM08

Power Distribution Module

Pinout



PIN	DESCRIPTION	PIN	DESCRIPTION
1 ●	Power out 1	19	CAN2H
2	Power out 2	20	CH IN 3
3	CAN AIM H	21	CH IN 4
4	Power out 3	22	+5VREF
5	CAN ECU L	23 ●	Power out 8
6	Power out 4	24	LIN
7	Power out 5	25	IGN
8	CH IN 1	26	+VB out CAN
9	Power out 6	27	GND
10	CH IN 2	28	Speed 1 IN
11	Power out 7	29	Speed 2 IN
12 ●	Power out 8	30	CH IN 5
13 ●	Power out 1	31	+5VREF
14	+VB ext CAN	32	+VB out
15	CAN AIM L	33	CH IN 6
16	CAN ECU H	34	GND
17	GND	35	GND
18	CAN2L		

- Rated up 25A
- Rated up 20A with internal series diode